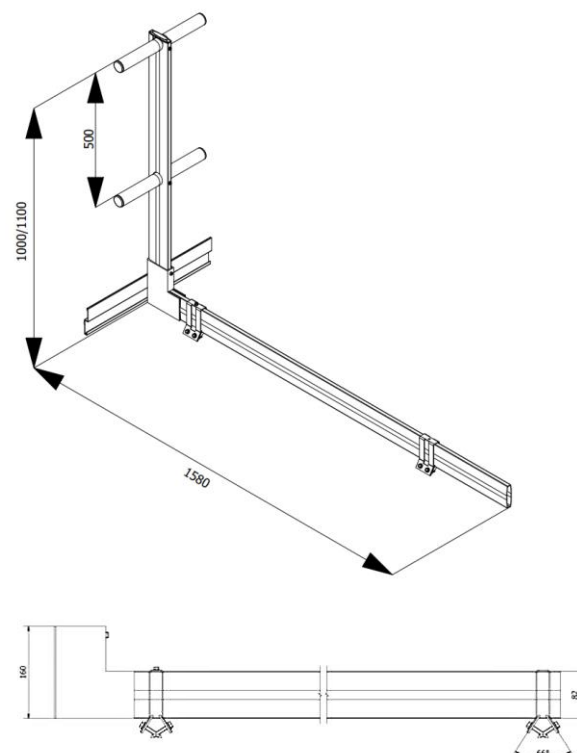
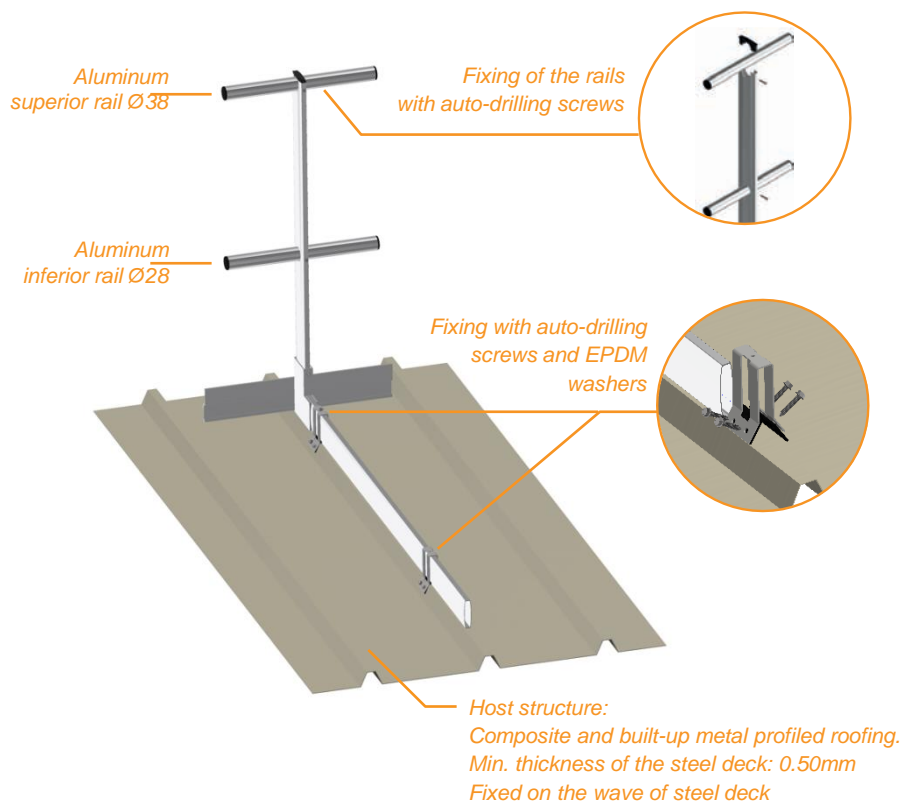


## GUARDRAIL

# FIXED ON THE WAVE OF STEEL DECK



## GUARDRAIL ON STEEL DECK Aluminium



Support leg and mounting brackets

## Accessories



Aluminum superior rails  
Diameter = 38.6mm  
(L = 3000mm)



Aluminum inferior rails  
Diameter = 28.4mm  
(L = 3000mm)



Polythene finishing caps



Aluminium sleeve  
for expansion joint



Articulated polythene  
angle sleeve



Connection of the  
railings with necked  
in extremity



Aluminium skirting  
(L=3000mm)

## Available versions

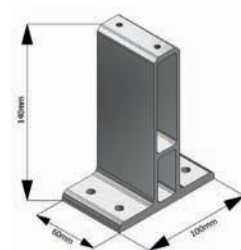
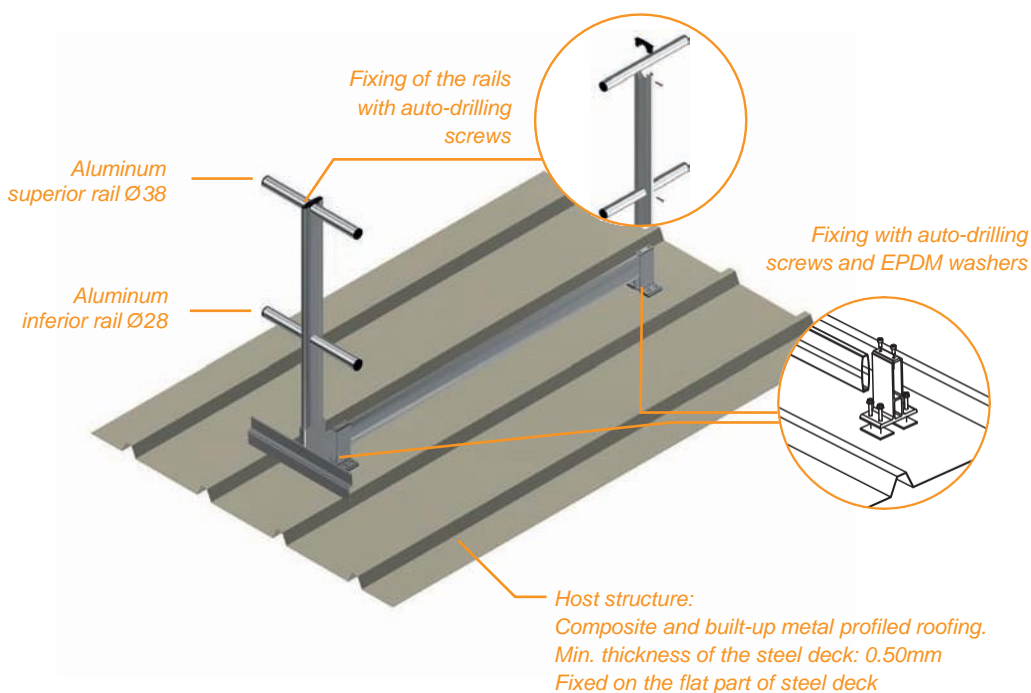
|                  | Aluminium guardrail on steel deck |
|------------------|-----------------------------------|
| Straight support | ✓                                 |
| Inclined support | ✓                                 |
| Powder coating   | ✓                                 |
| Anodization      | ✓                                 |

## GUARDRAIL

# FIXED ON THE FLAT PART OF STEEL DECK



## GUARDRAIL ON STEEL DECK Aluminium



Fixing plate for steel deck



Support leg

## Accessories



Aluminum superior rails  
Diameter = 38.6mm  
(L = 3000mm)



Aluminum inferior rails  
Diameter = 28.4mm  
(L = 3000mm)



Polythene finishing caps



Aluminium sleeve  
for expansion joint



Articulated polythene  
angle sleeve



Connection of the  
railings with necked  
in extremity



Aluminium skirting  
(L=3000mm)

## Available versions

|                  | Aluminium guardrail on steel deck |
|------------------|-----------------------------------|
| Straight support | ✓                                 |
| Inclined support | ✓                                 |
| Powder coating   | ✓                                 |
| Anodization      | ✓                                 |